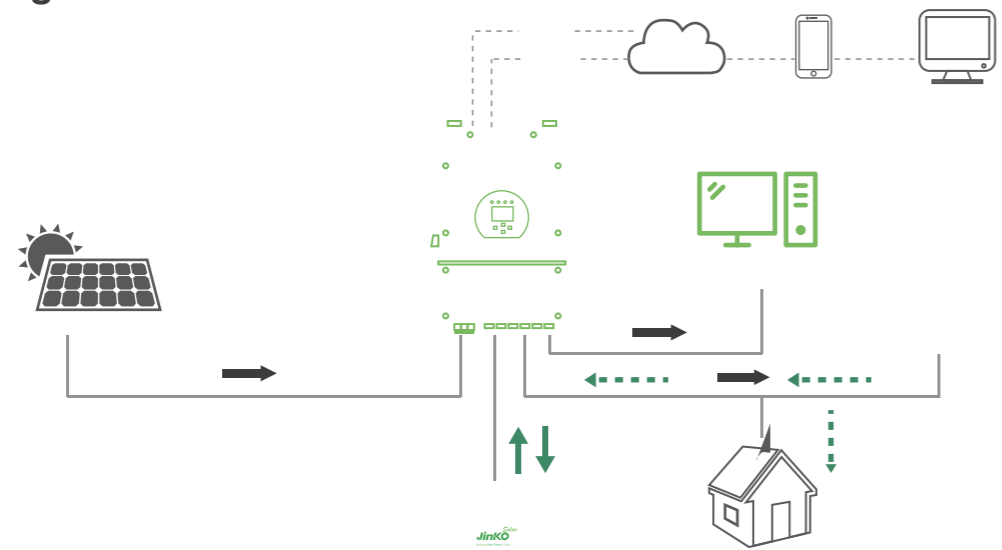
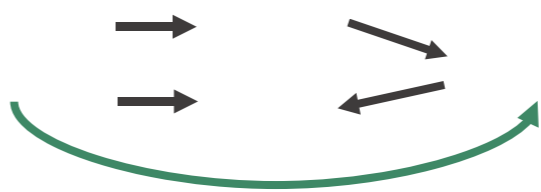


# Residential On/Off-Grid ESS

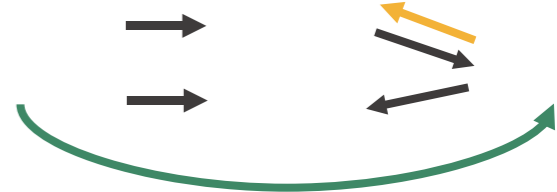
Circuit Diagram



Mode 1




Mode 2




Key Features

- Icon of a clock and battery (Time-based control)
- Icon of a battery and house (Energy storage and distribution)
- Icon of a battery and house (Energy storage and distribution)

- Icon of a battery and house with a temperature gauge (Temperature control)
- Icon of a battery and house with a wrench (Maintenance)





Pack Configuration



Pack Configuration		
		~ ~

Low Voltage



Low Voltage		Q =	Q = N
		•	q k

High Voltage



